

WALL CAP DETAILS

CLASSIC WALL CAP BY STEPSTONE®	PAGE #
Classic Wall Cap - General Details	3
Classic Wall Cap - Sizes	4
Classic Wall Cap - General Radiuses	5
Classic Wall Cap with Radius 10-1/4" Width	6
Classic Wall Cap with Radius 12" Width	7
Classic Wall Cap with Radius 14" Width	8
Classic Wall Cap with Radius 16" Width	9
Classic Wall Cap with Radius 24" Width	10
Classic Pilaster Cap - General Details	11
Classic Pilaster Cap - Sizes, Flat and Peaked	12
Classic Pilaster Cap with Center Hole	13
Classic Fire Pit Cap	14
SONORASTONE® WALL CAP - PEAKED	
Sonorastone® Peaked Wall Cap - General Details	15
Sonorastone® Peaked Wall Cap - Sizes	16
Sonorastone® Peaked Pilaster Cap - Sizes	17
SONORASTONE® WALL CAP - FLAT	
Sonorastone® Flat Wall Cap - General Details	18
Sonorastone® Flat Wall Cap - Sizes	19
Sonorastone® Flat Wall Cap - General Radiuses	20
Sonorastone® Flat Wall Cap with Radius 7-1/4" Width	21
Sonorastone® Flat Wall Cap with Radius 9-1/4" Width	22
Sonorastone® Flat Wall Cap with Radius 13-1/4" Width	23
Sonorastone® Flat Pilaster Cap - Sizes	24
Sonorastone® Low Wall Seat	25
Sonorastone® Fire Pit Cap	26
SQUARE MODULAR WALL CAP	
Square Modular Wall Cap - Straight	27
Square Modular Wall Cap - Corner	28
Square Modular Wall Cap - End	29
Square Modular Pilaster Cap	30

CLASSIC WALL CAP

8" x 24" x 2-1/2"
10-1/4" x 24" x 2-1/2"
12" x 24" x 2-1/2"
14" x 24" x 2-1/2"
16" x 24" x 2-1/2"
24" x 24" x 2-1/2"

CLASSIC PILASTER CAP-FLAT

14" x 14" x 2-1/2"
16" x 16" x 2-1/2"
19" x 19" x 2-1/2"
22" x 22" x 2-1/2"
24" x 24" x 2-1/2"
28" x 28" x 2-1/2"

CLASSIC PILASTER CAP-PEAKED

14" x 14" x 3-3/4"
16" x 16" x 4"
19" x 19" x 4-1/4"
22" x 22" x 4-3/8"
24" x 24" x 4-1/2"
28" x 28" x 5"

SONORASTONE® PEAKED WALL CAP

9-1/4" x 24" x 3"
12-1/4" x 24" x 3-1/4"
16-1/4" x 24" x 3-3/4"

SONORASTONE® FLAT WALL CAP

10" x 24" x 2-1/2"
12" x 24" x 2-1/2"
16" x 24" x 2-1/2"

SONORASTONE® PILASTER CAP-PEAKED

13-1/4" x 13-1/4" x 3-1/2"
18-1/4" x 18-1/4" x 4"
22-1/4" x 22-1/4" x 4-3/8"
24-1/4" x 24-1/4" x 4-3/4"

SONORASTONE® PILASTER CAP-PEAKED

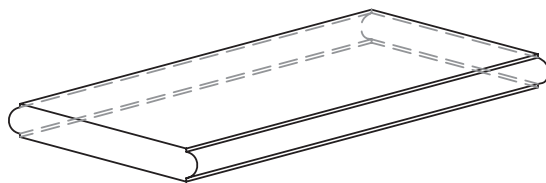
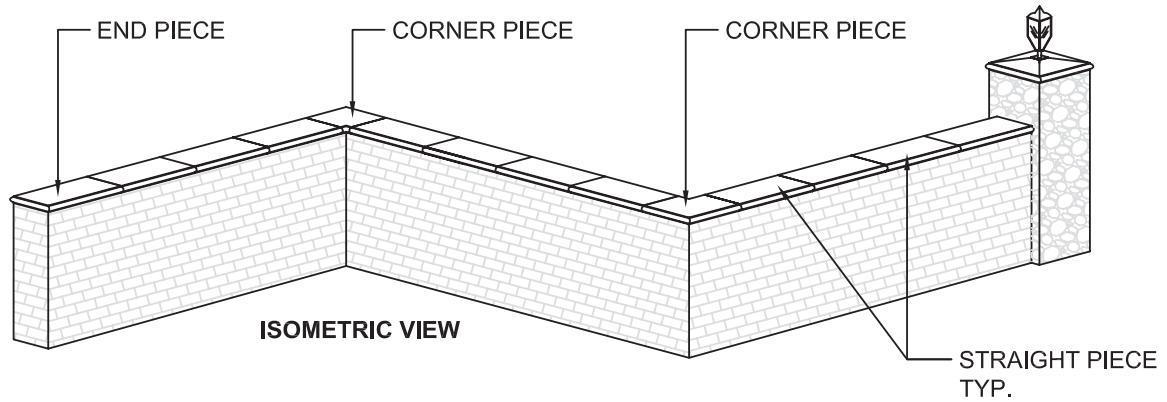
18-1/4" x 18-1/4" x 3"
24-1/4" x 24-1/4" x 3"
24-1/4" x 18-1/4" x 3"

SQUARE MODULAR WALL CAP

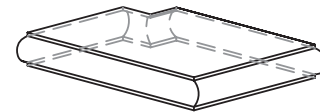
7-1/4" x 24" x 3-3/8"
9-1/4" x 24" x 3-3/8"
13-1/4" x 24" x 3-3/8"
20-1/4" x 24" x 3-3/8"

SQUARE MODULAR PILASTER CAP

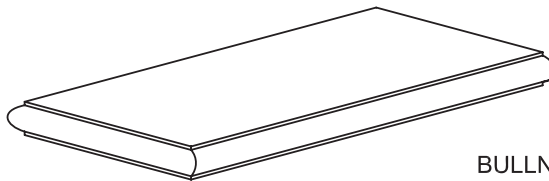
13" x 13" x 3-3/8"
15" x 15" x 3-3/8"
20" x 20" x 3-3/8"
23" x 23" x 3-3/8"
27" x 27" x 3-3/8"



STRAIGHT PIECE BULLNOSE: 2 SIDE
THICKNESS: 2- $\frac{1}{2}$ "
SIZE: 24"



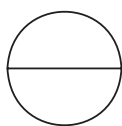
OUTSIDE PIECE BULLNOSE: IN & OUT
THICKNESS: 2- $\frac{1}{2}$ "
LENGTH: SQUARE
JOINS W/ STRAIGHT
PIECES TO FORM
OUTSIDE CORNERS.



END PIECE BULLNOSE: 3 SIDE
THICKNESS: 2- $\frac{1}{2}$ "
SIZE: 24"

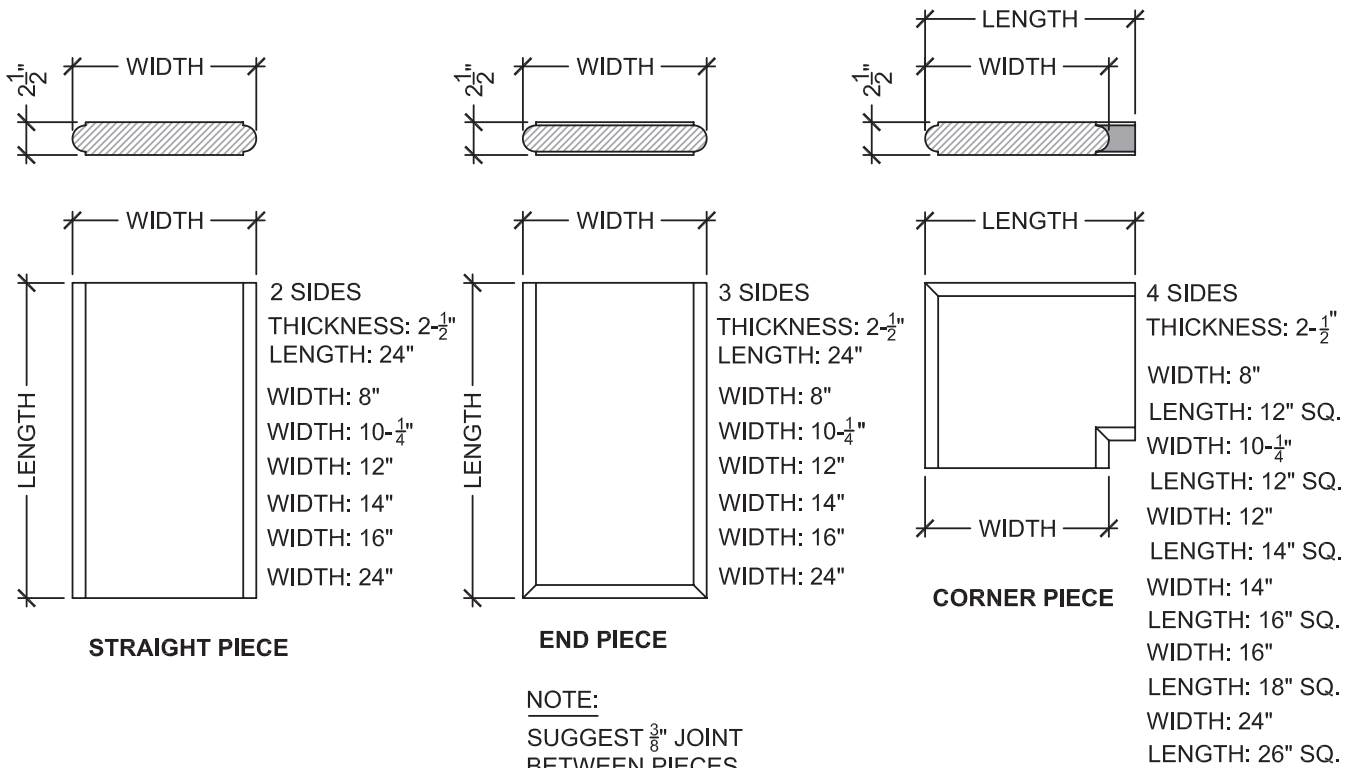
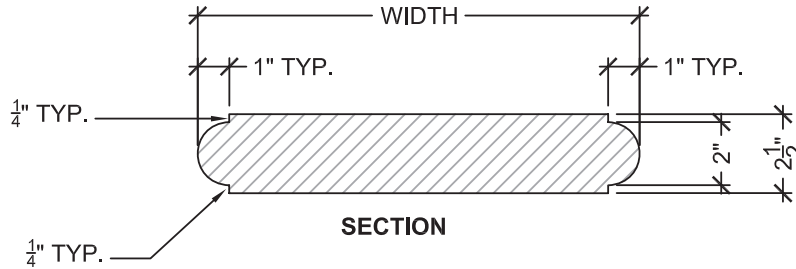
NOTES:

1. PRECAST UNITS ARE INDIVIDUALLY HAND CAST. LENGTHS ARE APPROXIMATE. SOME VARIATIONS ARE EXPECTED.
2. INSTALLATION TO BE COMPLETED IN ACCORDANCE WITH GENERALLY ACCEPTED MASONRY PRACTICE.
3. SMOOTH FINISH ON TOP & NOSE. SANDBLAST FINISH AVAILABLE.
4. PRECAST UNITS MAY BE CUT TO FIT FIELD CONDITIONS.



CLASSIC WALL CAP - GENERAL DETAILS

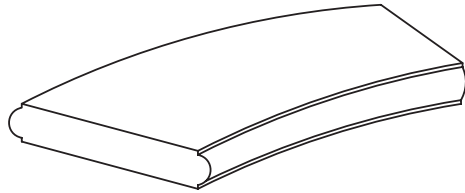
SCALE: N.T.S.



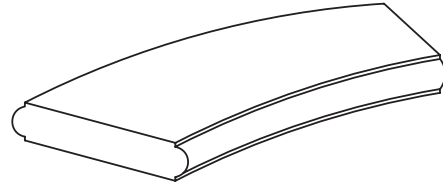
NOTES:

1. PRECAST UNITS ARE INDIVIDUALLY HAND CAST. LENGTHS ARE APPROXIMATE. SOME VARIATIONS ARE EXPECTED.
2. INSTALLATION TO BE COMPLETED IN ACCORDANCE WITH GENERALLY ACCEPTED MASONRY PRACTICE.
3. SMOOTH FINISH ON TOP & NOSE. SANDBLAST FINISH AVAILABLE.
4. PRECAST UNITS MAY BE CUT TO FIT FIELD CONDITIONS.

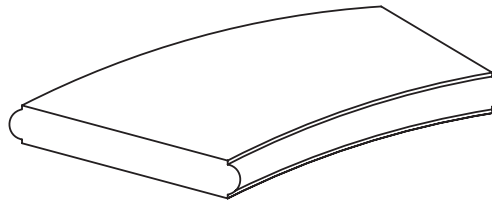
CLASSIC WALL CAP - SIZES
SCALE: N.T.S.



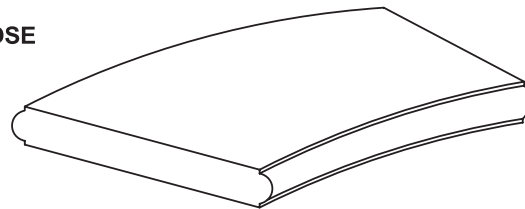
10-¹/₄" WIDTH, 2 SIDE BULLNOSE




12" WIDTH, 2 SIDE BULLNOSE



14" WIDTH, 2 SIDE BULLNOSE



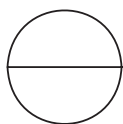
16" WIDTH, 2 SIDE BULLNOSE



24" WIDTH, 2 SIDE BULLNOSE

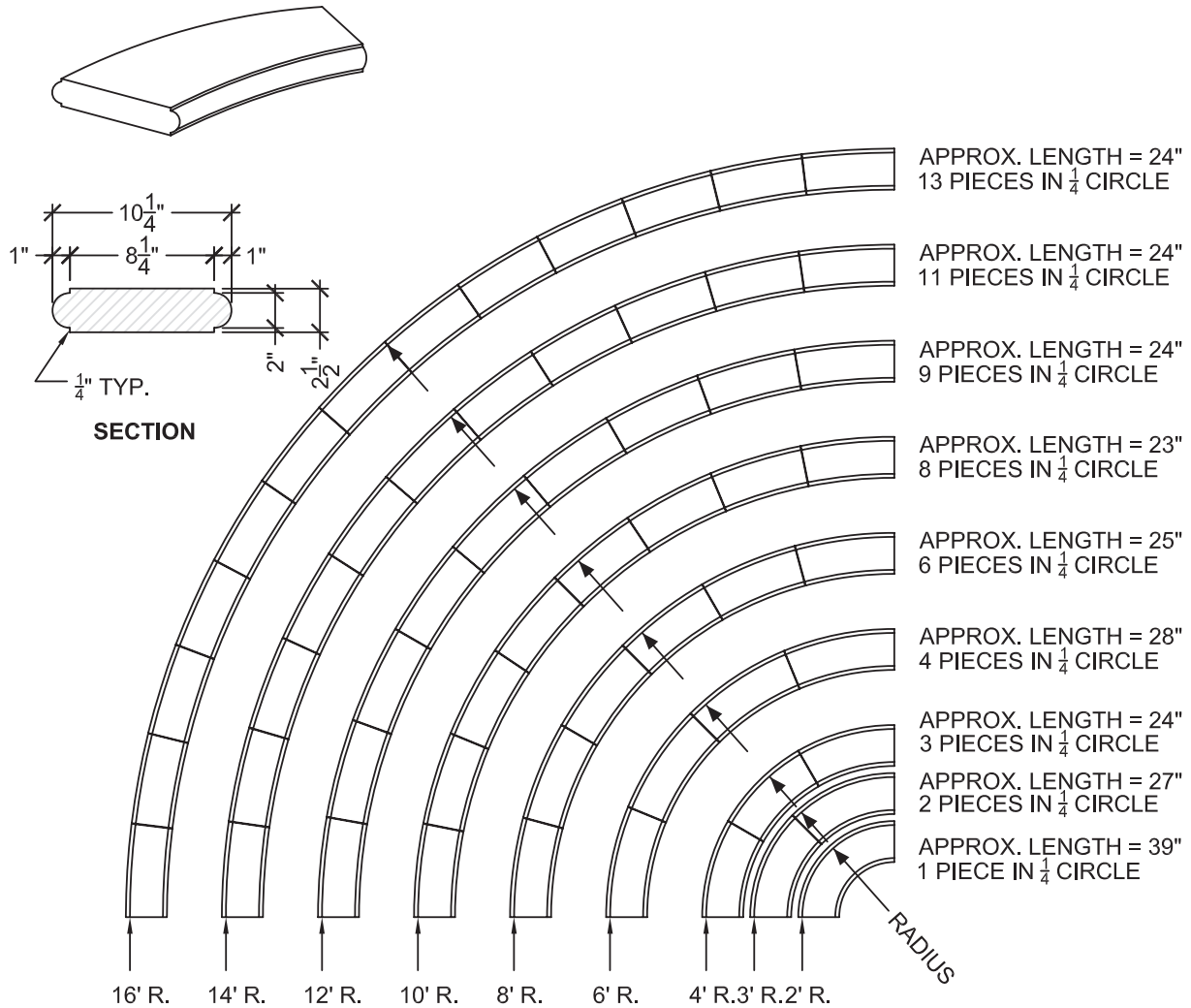
NOTES:

1. PRECAST UNITS ARE INDIVIDUALLY HAND CAST. LENGTHS ARE APPROXIMATE. SOME VARIATIONS ARE EXPECTED.
2. INSTALLATION TO BE COMPLETED IN ACCORDANCE WITH GENERALLY ACCEPTED MASONRY PRACTICE.
3. SMOOTH FINISH ON TOP & NOSE. SANDBLAST FINISH AVAILABLE.
4. PRECAST UNITS MAY BE CUT TO FIT FIELD CONDITIONS.



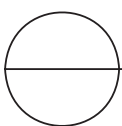
CLASSIC WALL CAP - GENERAL RADIUS

SCALE: N.T.S.



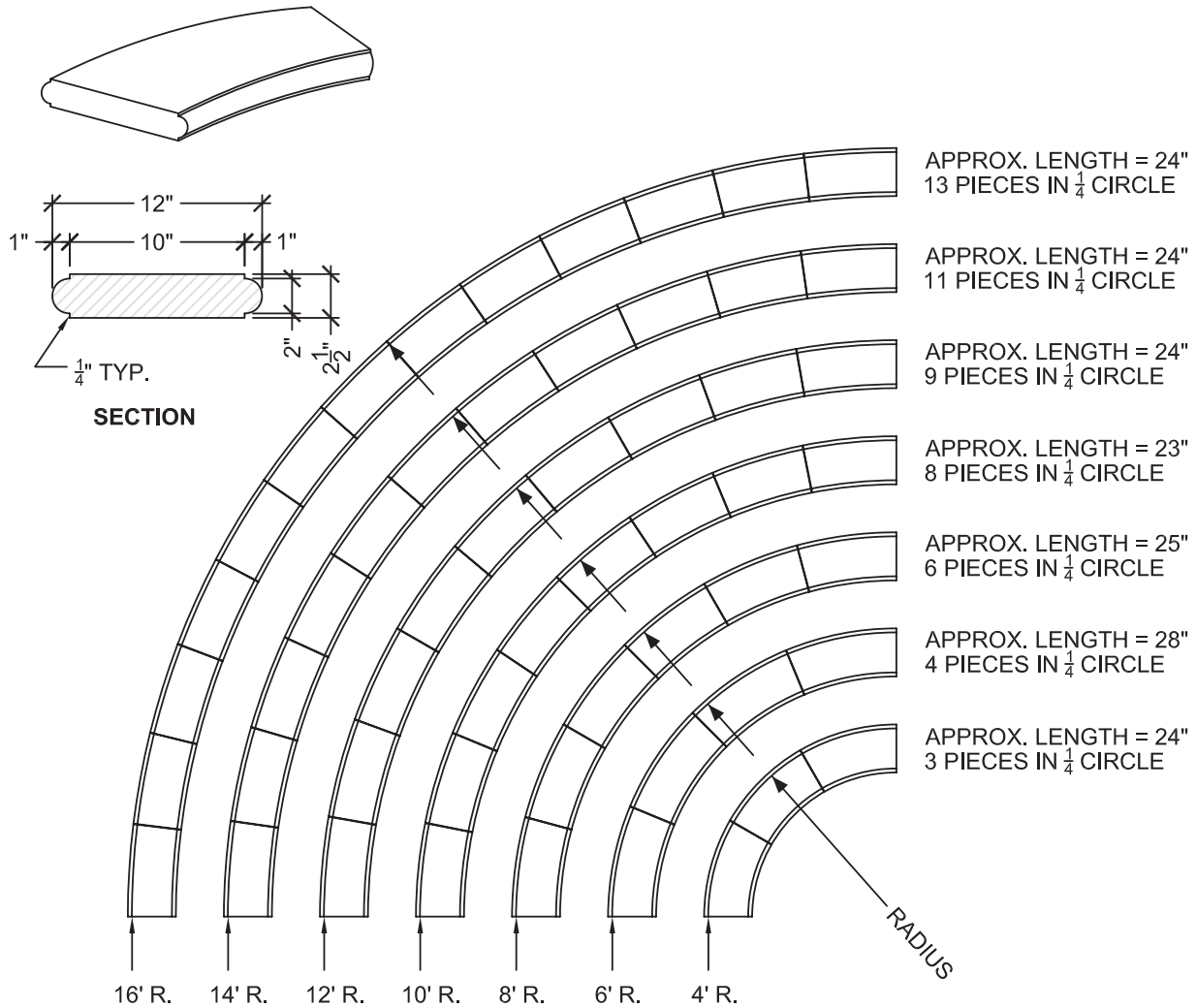
NOTES:

1. PRECAST UNITS ARE INDIVIDUALLY HAND CAST. LENGTHS ARE APPROXIMATE. SOME VARIATIONS ARE EXPECTED.
2. INSTALLATION TO BE COMPLETED IN ACCORDANCE WITH GENERALLY ACCEPTED MASONRY PRACTICE.
3. SMOOTH FINISH ON TOP & NOSE. SANDBLAST FINISH AVAILABLE.
4. PRECAST UNITS MAY BE CUT TO FIT FIELD CONDITIONS.



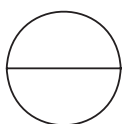
CLASSIC WALL CAP RADIUS - 10-¹/₄" WIDTH

SCALE: N.T.S.



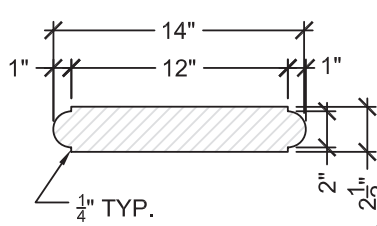
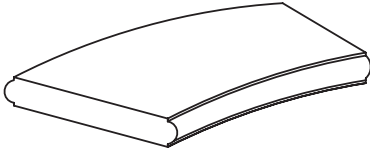
NOTES:

1. PRECAST UNITS ARE INDIVIDUALLY HAND CAST. LENGTHS ARE APPROXIMATE. SOME VARIATIONS ARE EXPECTED.
2. INSTALLATION TO BE COMPLETED IN ACCORDANCE WITH GENERALLY ACCEPTED MASONRY PRACTICE.
3. SMOOTH FINISH ON TOP & NOSE. SANDBLAST FINISH AVAILABLE.
4. PRECAST UNITS MAY BE CUT TO FIT FIELD CONDITIONS.

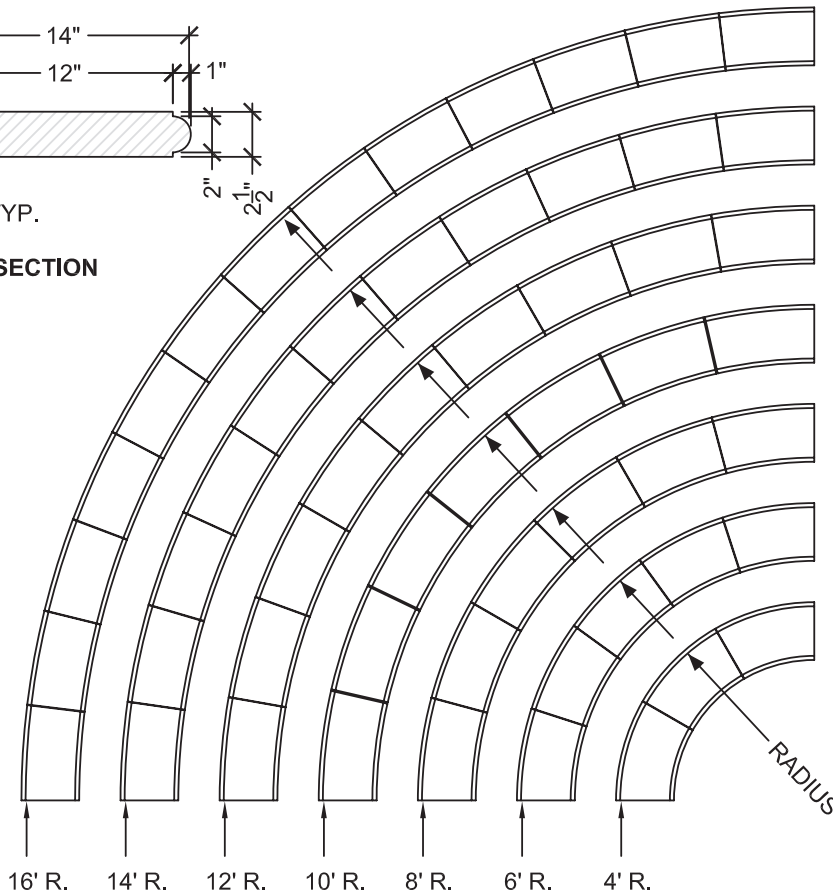


CLASSIC WALL CAP RADIUS - 12" WIDTH

SCALE: N.T.S.



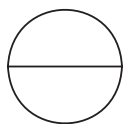
SECTION



- APPROX. LENGTH = 24"
13 PIECES IN $\frac{1}{4}$ CIRCLE
- APPROX. LENGTH = 24"
11 PIECES IN $\frac{1}{4}$ CIRCLE
- APPROX. LENGTH = 24"
9 PIECES IN $\frac{1}{4}$ CIRCLE
- APPROX. LENGTH = 27"
7 PIECES IN $\frac{1}{4}$ CIRCLE
- APPROX. LENGTH = 25"
6 PIECES IN $\frac{1}{4}$ CIRCLE
- APPROX. LENGTH = 23"
5 PIECES IN $\frac{1}{4}$ CIRCLE
- APPROX. LENGTH = 25"
3 PIECES IN $\frac{1}{4}$ CIRCLE

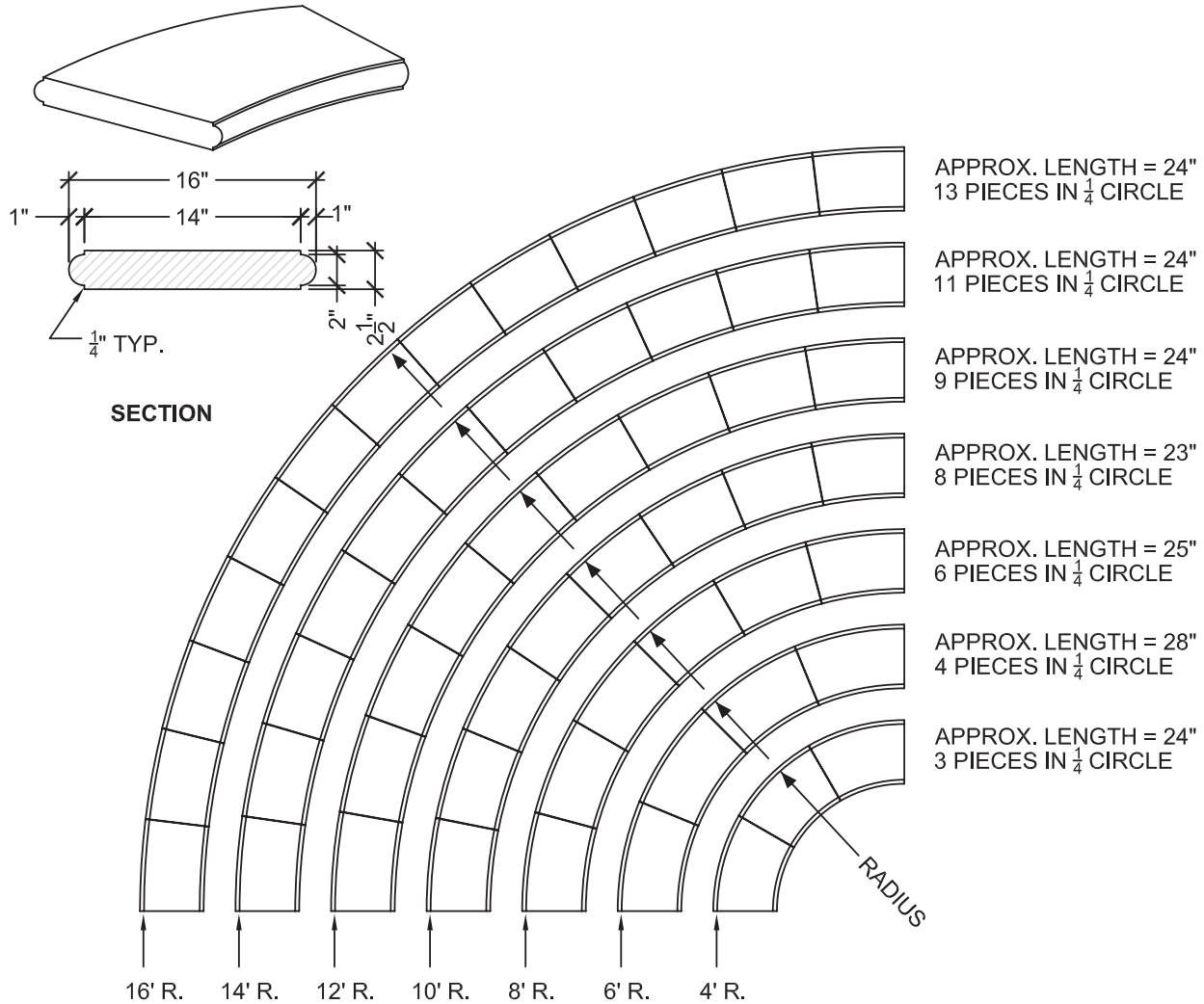
NOTES:

1. PRECAST UNITS ARE INDIVIDUALLY HAND CAST. LENGTHS ARE APPROXIMATE. SOME VARIATIONS ARE EXPECTED.
2. INSTALLATION TO BE COMPLETED IN ACCORDANCE WITH GENERALLY ACCEPTED MASONRY PRACTICE.
3. SMOOTH FINISH ON TOP & NOSE. SANDBLAST FINISH AVAILABLE.
4. PRECAST UNITS MAY BE CUT TO FIT FIELD CONDITIONS.



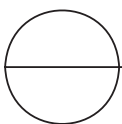
CLASSIC WALL CAP RADIUS - 14" WIDTH

SCALE: N.T.S.



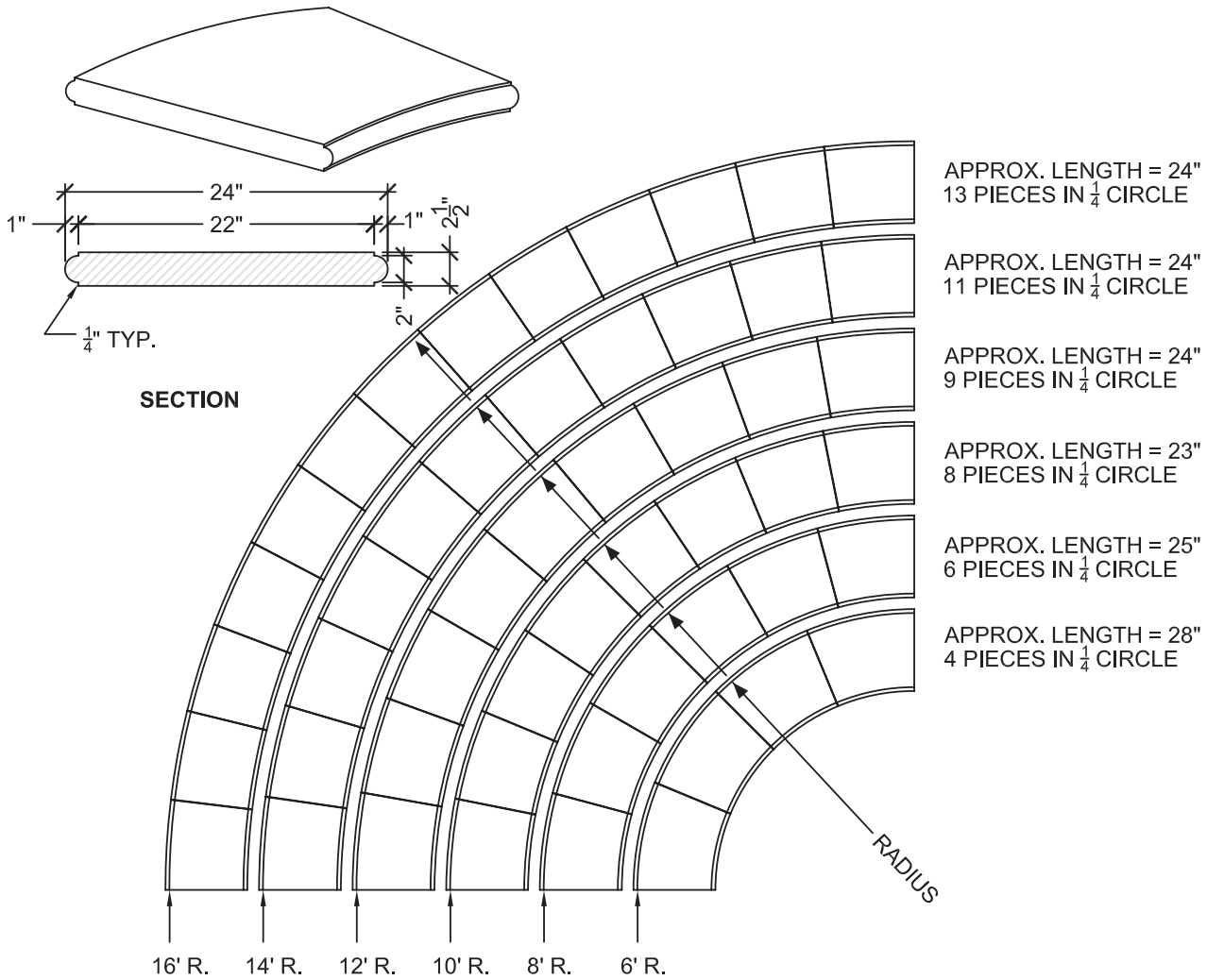
NOTES:

1. PRECAST UNITS ARE INDIVIDUALLY HAND CAST. LENGTHS ARE APPROXIMATE. SOME VARIATIONS ARE EXPECTED.
2. INSTALLATION TO BE COMPLETED IN ACCORDANCE WITH GENERALLY ACCEPTED MASONRY PRACTICE.
3. SMOOTH FINISH ON TOP & NOSE. SANDBLAST FINISH AVAILABLE.
4. PRECAST UNITS MAY BE CUT TO FIT FIELD CONDITIONS.



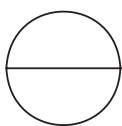
CLASSIC WALL CAP RADIUS - 16" WIDTH

SCALE: N.T.S.



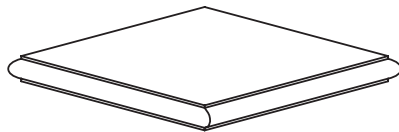
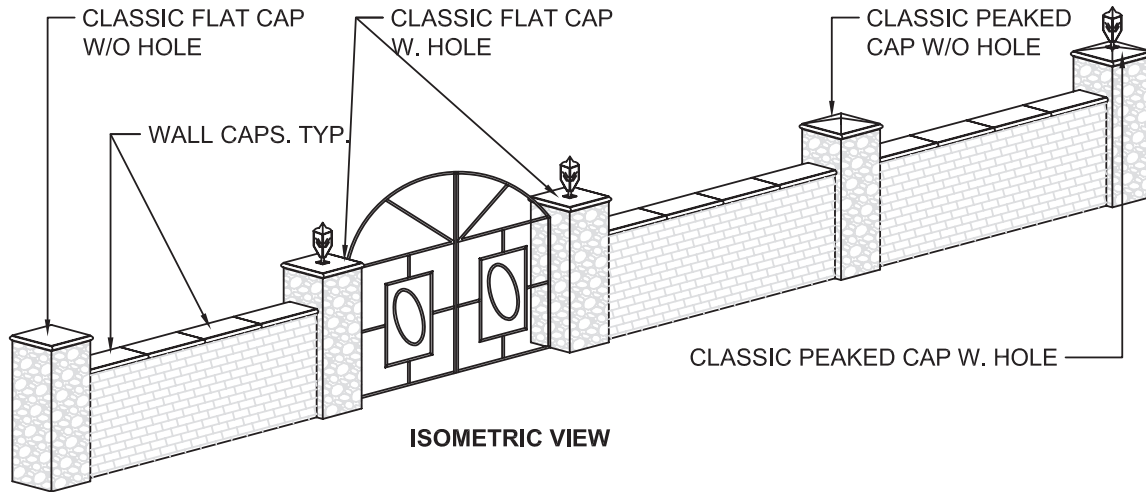
NOTES:

1. PRECAST UNITS ARE INDIVIDUALLY HAND CAST. LENGTHS ARE APPROXIMATE. SOME VARIATIONS ARE EXPECTED.
2. INSTALLATION TO BE COMPLETED IN ACCORDANCE WITH GENERALLY ACCEPTED MASONRY PRACTICE.
3. SMOOTH FINISH ON TOP & NOSE. SANDBLAST FINISH AVAILABLE.
4. PRECAST UNITS MAY BE CUT TO FIT FIELD CONDITIONS.

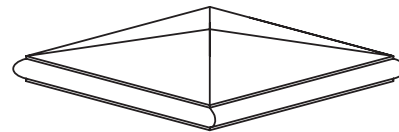


CLASSIC WALL CAP RADIUS - 24" WIDTH

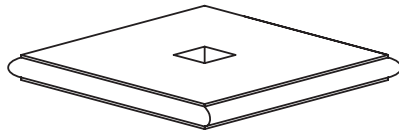
SCALE: N.T.S.



BULLNOSE: 4 SIDE
THICKNESS: 2-¹/₂"
SQUARE. TYP.

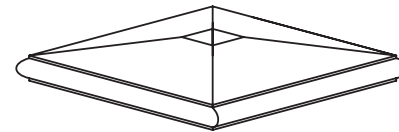


BULLNOSE: 4 SIDE
THICKNESS: VARIES
SQUARE. TYP.



FLAT CAPS

HOLE IN CENTER
OF CAP, 2-¹/₂" x 2-¹/₂"

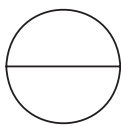


PEAKED CAPS

HOLE IN CENTER
OF CAP, 2-¹/₂" x 2-¹/₂"


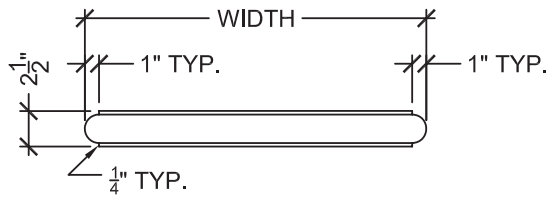
NOTES:

1. PRECAST UNITS ARE INDIVIDUALLY HAND CAST. LENGTHS ARE APPROXIMATE. SOME VARIATIONS ARE EXPECTED.
2. INSTALLATION TO BE COMPLETED IN ACCORDANCE WITH GENERALLY ACCEPTED MASONRY PRACTICE.
3. SMOOTH FINISH ON TOP AND NOSE. SANDBLAST FINISH AVAILABLE.
4. PRECAST UNITS MAY BE CUT TO FIT FIELD CONDITIONS.

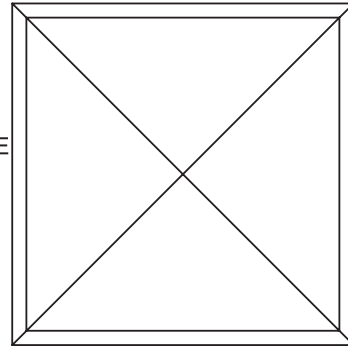
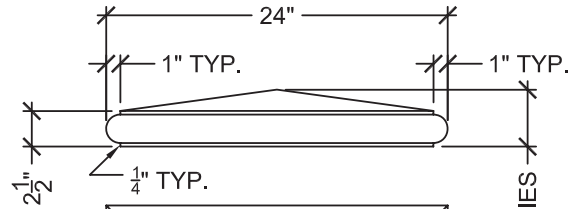


CLASSIC PILASTER CAP GENERAL DETAILS

SCALE: N.T.S.



BULLNOSE: 4 SIDE
THICKNESS: 2-¹/₂"
SQUARE. TYP.



BULLNOSE: 4 SIDE
THICKNESS: VARIES
SQUARE. TYP.

SELECT DESIRED QTY. FLAT

WIDTH 14" x 14" SQ.

WIDTH 16" x 16" SQ.

WIDTH 19" x 19" SQ.

WIDTH 22" x 22" SQ.

WIDTH 24" x 24" SQ.

WIDTH 28" x 28" SQ.

SELECT DESIRED QTY. PEAKED

WIDTH 14" x 14" SQ. (THICK, 3-³/₄")

WIDTH 16" x 16" SQ. (THICK, 4")

WIDTH 19" x 19" SQ. (THICK, 4-¹/₄")

WIDTH 22" x 22" SQ. (THICK, 4-³/₈")

WIDTH 24" x 24" SQ. (THICK, 4-¹/₂")

WIDTH 28" x 28" SQ. (THICK, 5")

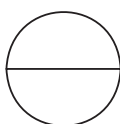
NOTES:

1. PRECAST UNITS ARE INDIVIDUALLY HAND CAST. LENGTHS ARE APPROXIMATE. SOME VARIATIONS ARE EXPECTED.

2. INSTALLATION TO BE COMPLETED IN ACCORDANCE WITH GENERALLY ACCEPTED MASONRY PRACTICE.

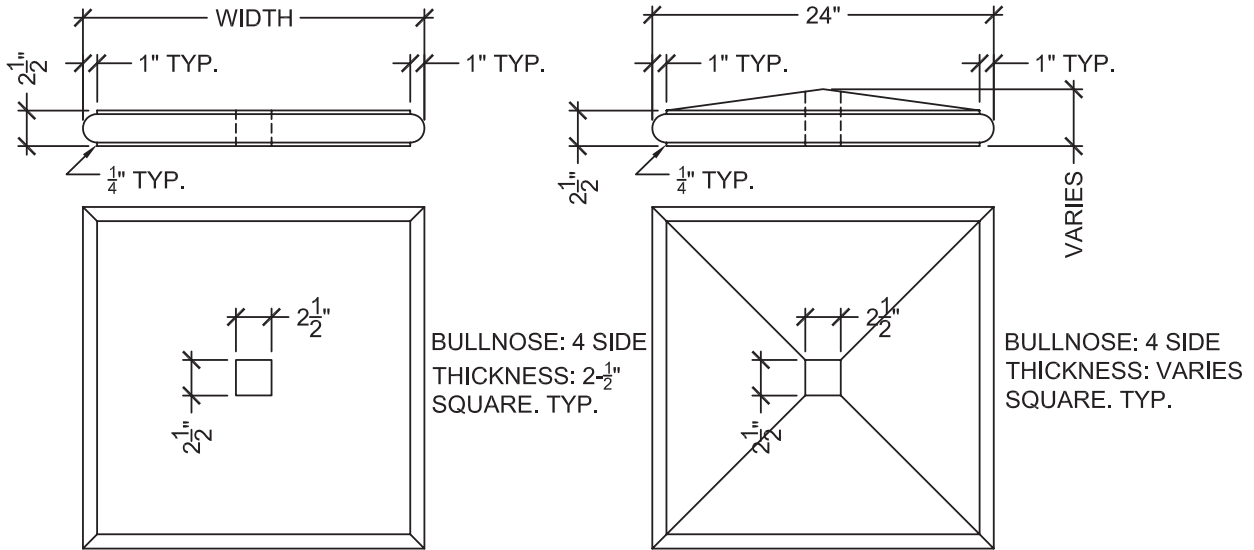
3. SMOOTH FINISH ON TOP AND NOSE. SANDBLAST FINISH AVAILABLE.

4. PRECAST UNITS MAY BE CUT TO FIT FIELD CONDITIONS.



CLASSIC PILASTER CAP SIZES, FLAT AND PEAKED

SCALE: N.T.S.



SELECT DESIRED QTY. FLAT

WIDTH 14" x 14" SQ.

WIDTH 16" x 16" SQ.

WIDTH 19" x 19" SQ.

WIDTH 22" x 22" SQ.

WIDTH 24" x 24" SQ.

WIDTH 28" x 28" SQ.

SELECT DESIRED QTY. PEAKED

WIDTH 14" x 14" SQ. (THICK, 3-3/4")

WIDTH 16" x 16" SQ. (THICK, 4")

WIDTH 19" x 19" SQ. (THICK, 4-1/4")

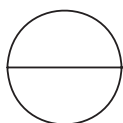
WIDTH 22" x 22" SQ. (THICK, 4-3/8")

WIDTH 24" x 24" SQ. (THICK, 4-1/2")

WIDTH 28" x 28" SQ. (THICK, 5")

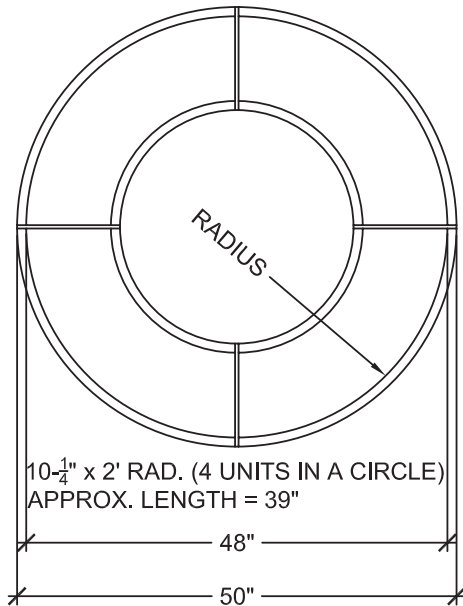
NOTES:

1. PRECAST UNITS ARE INDIVIDUALLY HAND CAST. LENGTHS ARE APPROXIMATE. SOME VARIATIONS ARE EXPECTED.
2. INSTALLATION TO BE COMPLETED IN ACCORDANCE WITH GENERALLY ACCEPTED MASONRY PRACTICE.
3. SMOOTH FINISH ON TOP AND NOSE. SANDBLAST FINISH AVAILABLE.
4. PRECAST UNITS MAY BE CUT TO FIT FIELD CONDITIONS.
5. CENTER HOLE IS STANDARD 2-1/2" x 2-1/2", CUSTOM HOLE AVAILABLE.

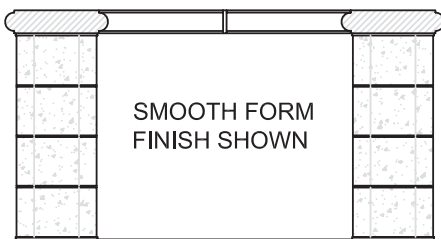


CLASSIC PILASTER CAP WITH CENTER HOLE

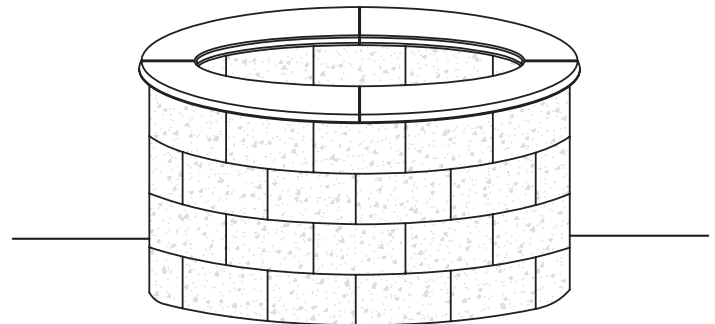
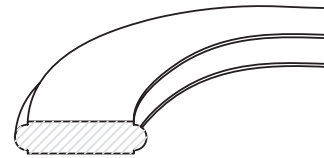
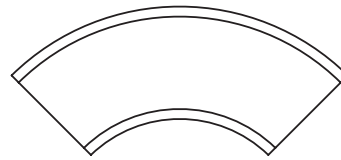
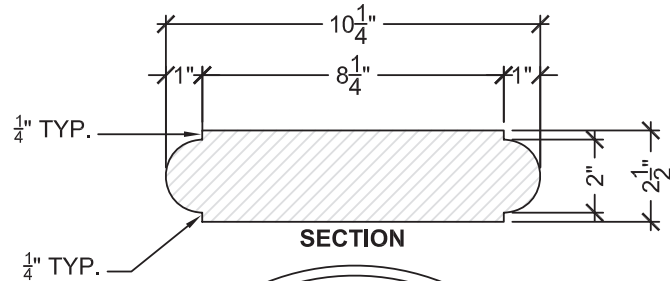
SCALE: N.T.S.



TOP VIEW

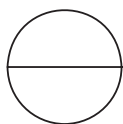


SIDE VIEW



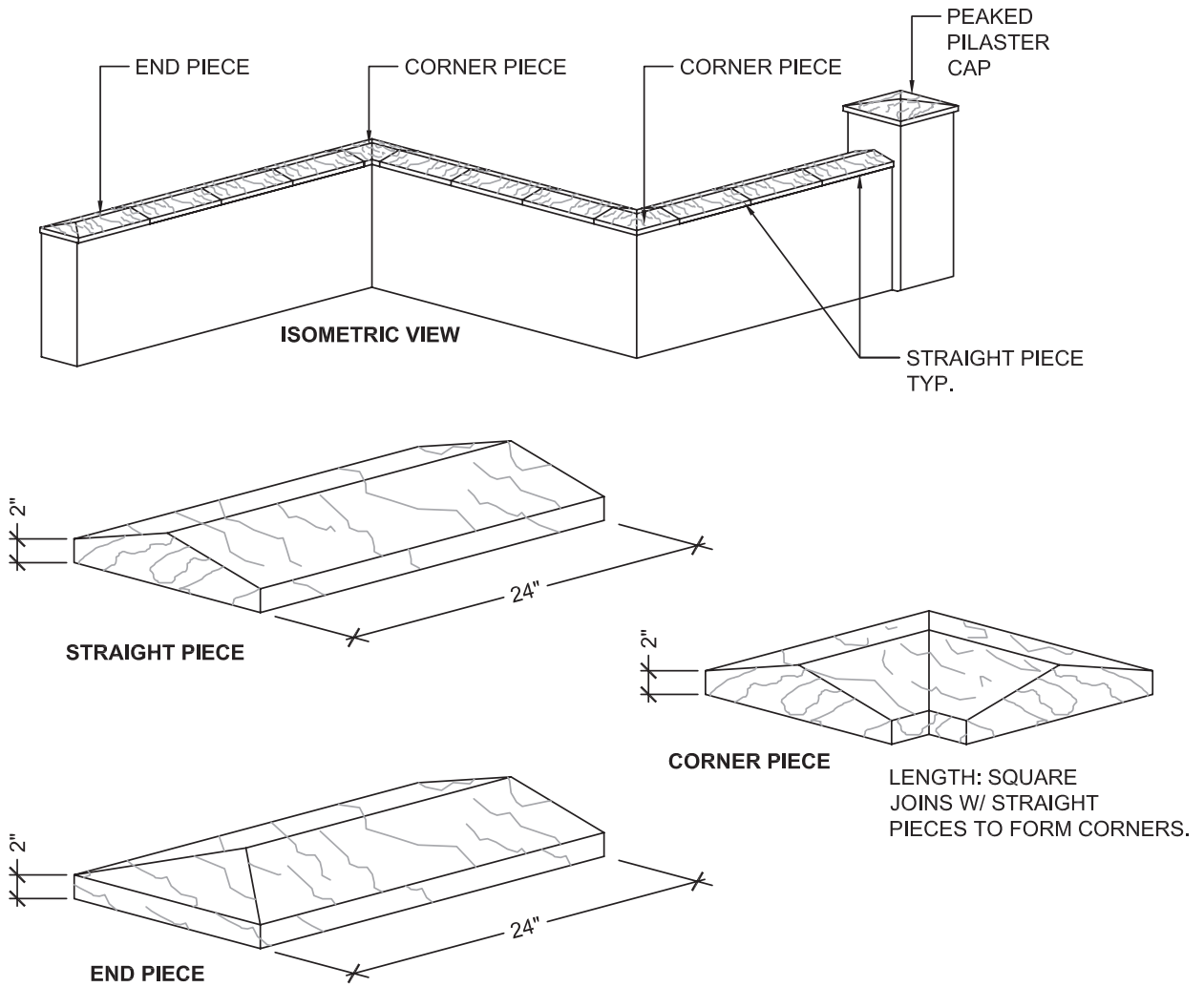
NOTES:

1. PRECAST UNITS ARE INDIVIDUALLY HAND CAST. LENGTHS ARE APPROXIMATE. SOME VARIATIONS ARE EXPECTED.
2. INSTALLATION TO BE COMPLETED IN ACCORDANCE WITH GENERALLY ACCEPTED MASONRY PRACTICES.
3. SMOOTH FINISH ON TOP & NOSE. SANDBLAST FINISH AVAILABLE.
4. PRECAST UNITS MAY BE CUT TO FIT FIELD CONDITIONS.
5. WE DO NOT RECOMMEND THE USE OF OUR CONCRETE PRODUCTS IN ENVIRONMENTS THAT WILL HEAT THE CONCRETE TO MORE THAN 200 DEGRESS. DIRECT EXPOSURE TO A FIRE'S FLAME FOR AN EXTENDED PERIOD OF TIME WILL DAMAGE THE CONCRETE. INSTALLATIONS SUBJECTING STEPSTONE'S PRECAST PIECES TO EXCESSIVE HEAT WILL VOID THE MANUFACTURER'S WARRANTY AND STEPSTONE, INC WILL NOT REPLACE ANY DAMAGED PRODUCT.



CLASSIC FIRE PIT CAP

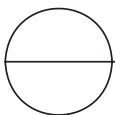
SCALE: N.T.S.



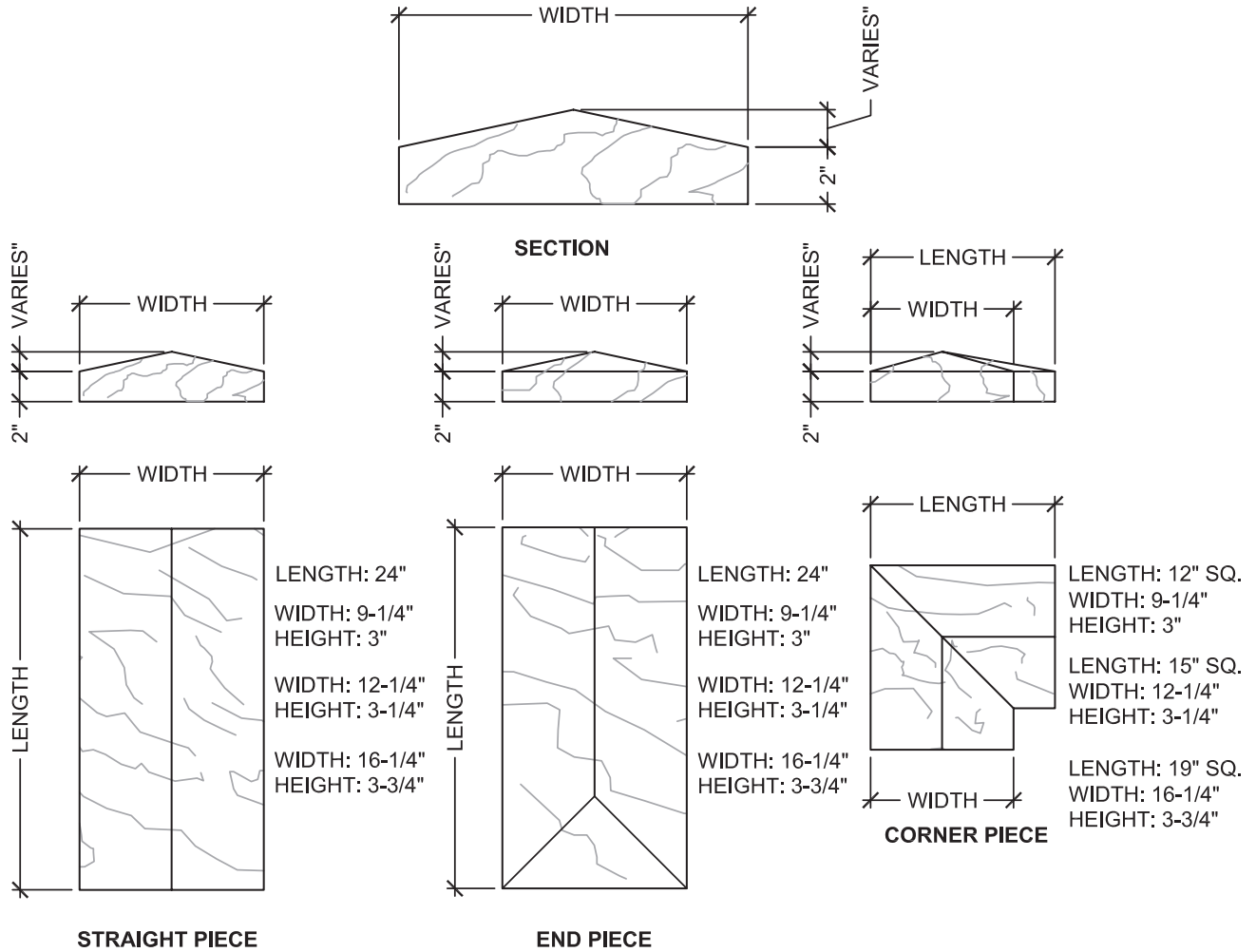
NOTES:

1. PRECAST UNITS ARE INDIVIDUALLY HAND CAST. LENGTHS ARE APPROXIMATE. SOME VARIATIONS ARE EXPECTED.
2. INSTALLATION TO BE COMPLETED IN ACCORDANCE WITH GENERALLY ACCEPTED MASONRY PRACTICE.
3. SONORASTONE® FINISH ON TOP & SIDES.
4. PRECAST UNITS MAY BE CUT TO FIT FIELD CONDITIONS.

SONORASTONE® PEAKED WALL CAP -
GENERAL DETAILS



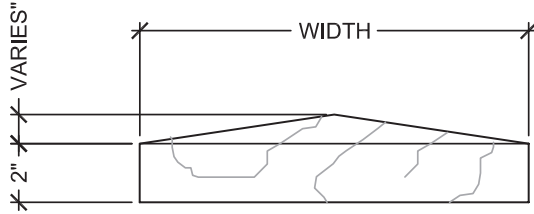
SCALE: N.T.S.



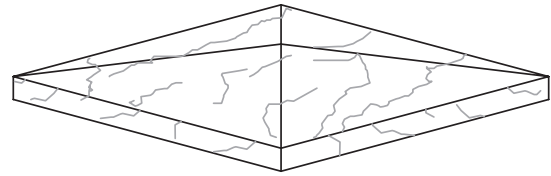
NOTES:

1. PRECAST UNITS ARE INDIVIDUALLY HAND CAST. LENGTHS ARE APPROXIMATE. SOME VARIATIONS ARE EXPECTED.
2. INSTALLATION TO BE COMPLETED IN ACCORDANCE WITH GENERALLY ACCEPTED MASONRY PRACTICE.
3. SONORASTONE® FINISH ON TOP & SIDES.
4. PRECAST UNITS MAY BE CUT TO FIT FIELD CONDITIONS.

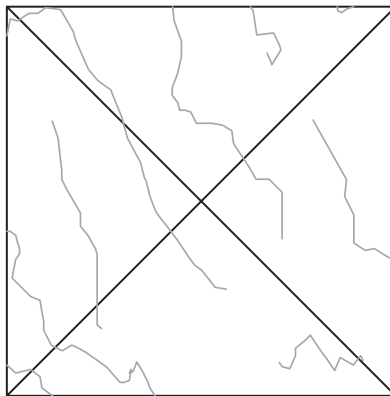
SONORASTONE® PEAKED WALL CAP - SIZES
SCALE: N.T.S.



SIDE



ISOMETRIC



TOP

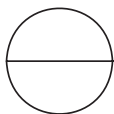
LENGTH: SQUARE

- | | |
|-------------------|----------------|
| SIZE: 13-1/4" SQ. | HEIGHT: 3-1/2" |
| SIZE: 18-1/4" SQ. | HEIGHT: 4" |
| SIZE: 22-1/4" SQ. | HEIGHT: 4-3/8" |
| SIZE: 24-1/4" SQ. | HEIGHT: 4-3/4" |

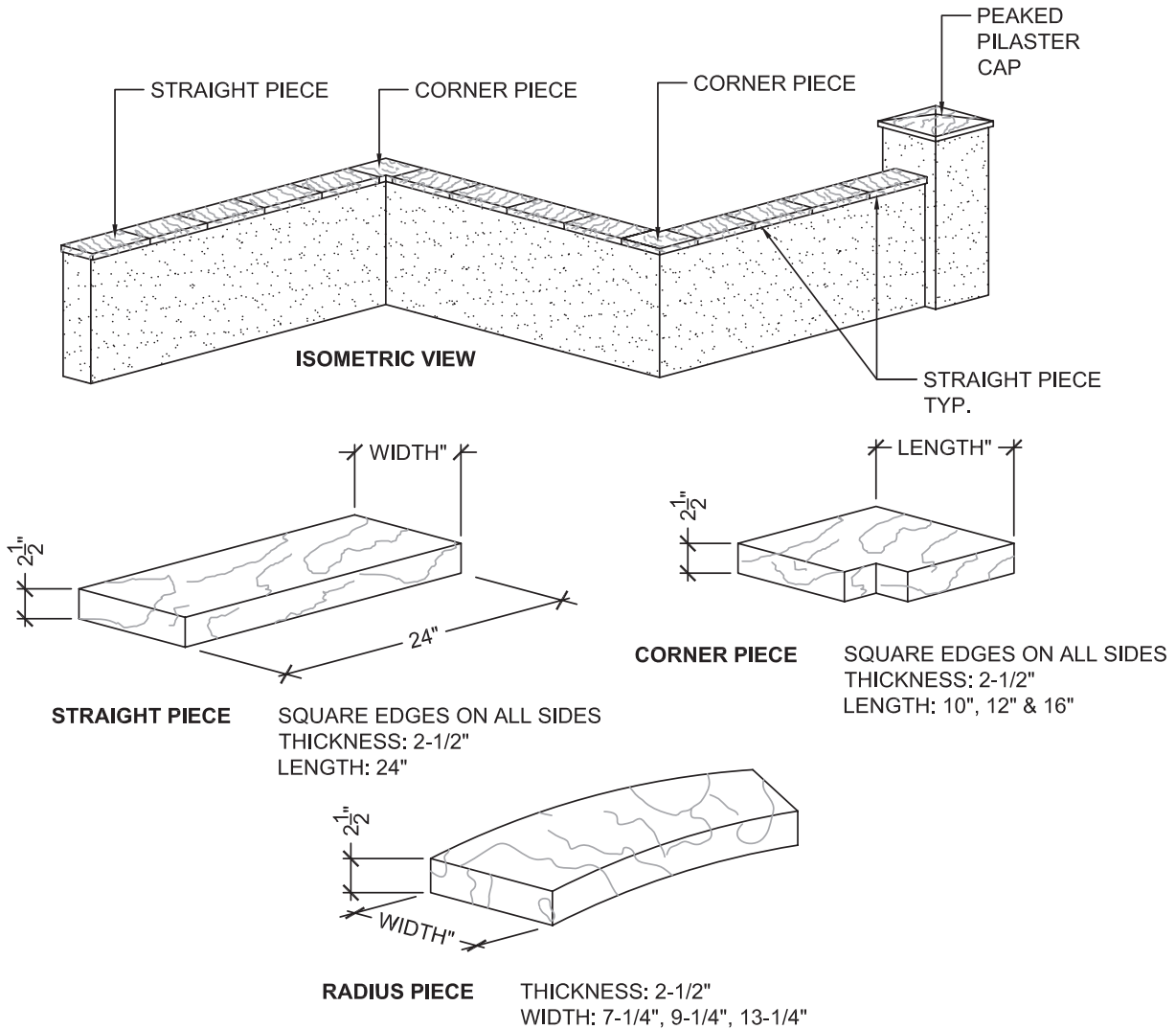
NOTES:

1. PRECAST UNITS ARE INDIVIDUALLY HAND CAST. LENGTHS ARE APPROXIMATE. SOME VARIATIONS ARE EXPECTED.
2. INSTALLATION TO BE COMPLETED IN ACCORDANCE WITH GENERALLY ACCEPTED MASONRY PRACTICE.
3. SONORASTONE® FINISH ON TOP & SIDES.
4. PRECAST UNITS MAY BE CUT TO FIT FIELD CONDITIONS.

**SONORASTONE® PEAKED
PILASTER CAP - SIZES**



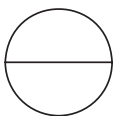
SCALE: N.T.S.



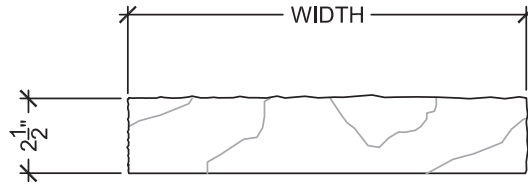
NOTES:

1. PRECAST UNITS ARE INDIVIDUALLY HAND CAST. LENGTHS ARE APPROXIMATE. SOME VARIATIONS ARE EXPECTED.
2. INSTALLATION TO BE COMPLETED IN ACCORDANCE WITH GENERALLY ACCEPTED MASONRY PRACTICE.
3. SONORASTONE® FINISH ON TOP & SIDES.
4. PRECAST UNITS MAY BE CUT TO FIT FIELD CONDITIONS.

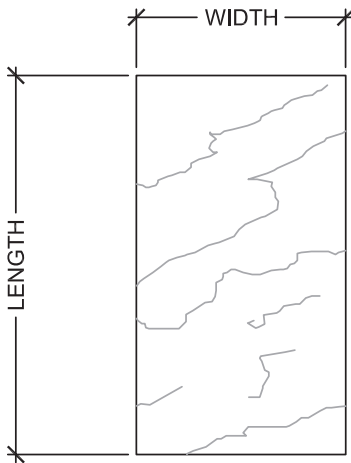
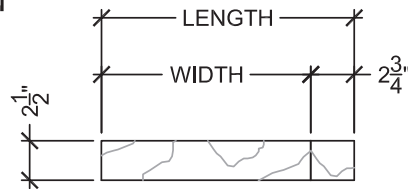
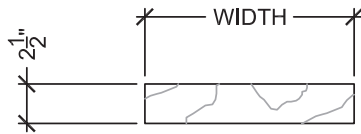
**SONORASTONE® FLAT WALL CAP -
GENERAL DETAILS**



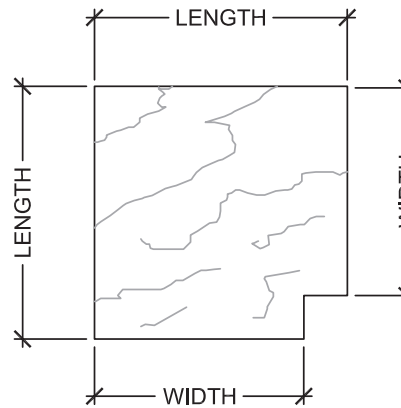
SCALE: N.T.S.



SECTION



THICKNESS: 2-1/2"
LENGTH: 24"
WIDTH: 7-1/4"
WIDTH: 9-1/4"
WIDTH: 13-1/4"



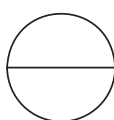
THICKNESS: 2-1/2"
LENGTH: 10" SQ.
WIDTH: 7-1/4"
LENGTH: 12" SQ.
WIDTH: 9-1/4"
LENGTH: 16" SQ.
WIDTH: 13-1/4"

CORNER PIECE

STRAIGHT PIECE

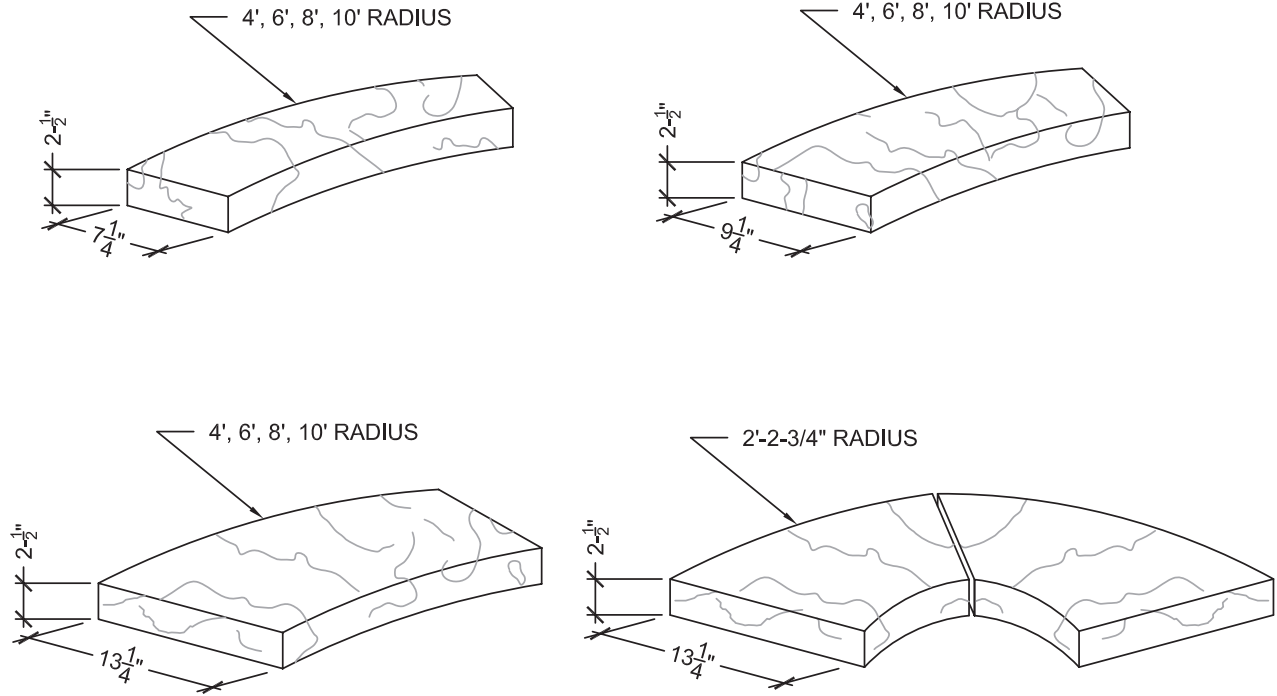
NOTES:

1. PRECAST UNITS ARE INDIVIDUALLY HAND CAST. LENGTHS ARE APPROXIMATE. SOME VARIATIONS ARE EXPECTED.
2. INSTALLATION TO BE COMPLETED IN ACCORDANCE WITH GENERALLY ACCEPTED MASONRY PRACTICE.
3. SONORASTONE® FINISH ON TOP & SIDES.
4. PRECAST UNITS MAY BE CUT TO FIT FIELD CONDITIONS.



SONORASTONE® FLAT WALL CAP - SIZES

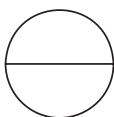
SCALE: N.T.S.



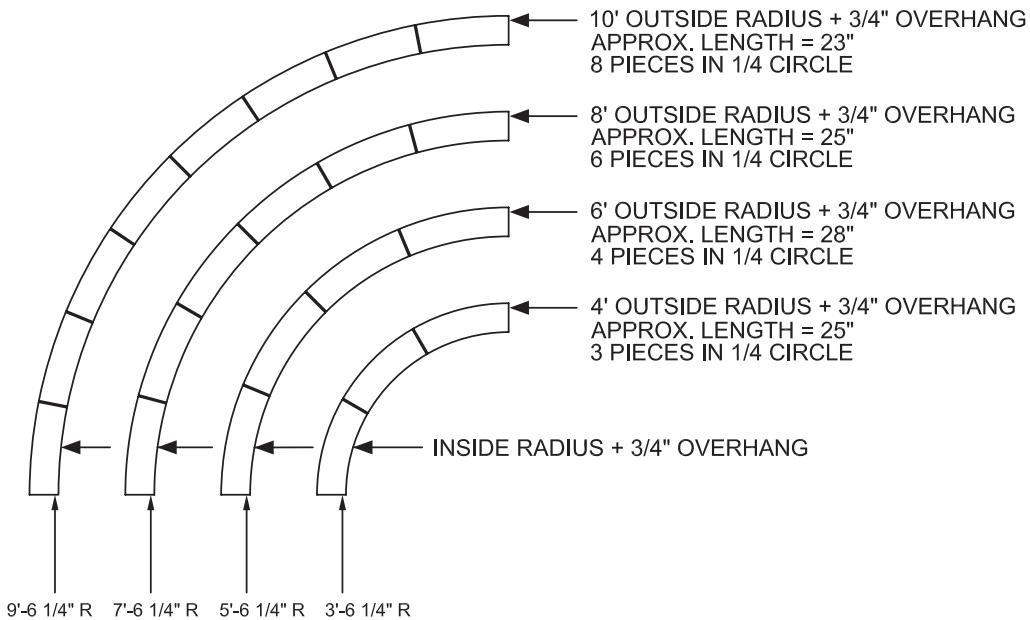
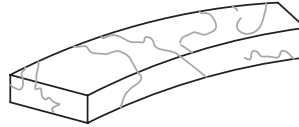
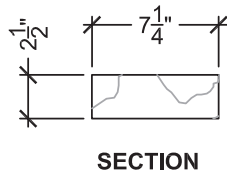
NOTES:

1. PRECAST UNITS ARE INDIVIDUALLY HAND CAST. LENGTHS ARE APPROXIMATE. SOME VARIATIONS ARE EXPECTED.
2. INSTALLATION TO BE COMPLETED IN ACCORDANCE WITH GENERALLY ACCEPTED MASONRY PRACTICE.
3. SONORASTONE® FINISH ON TOP & SIDES.
4. PRECAST UNITS MAY BE CUT TO FIT FIELD CONDITIONS.

SONORASTONE® FLAT WALL CAP
GENERAL RADIUS



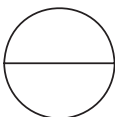
SCALE: N.T.S.



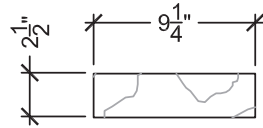
NOTES:

1. PRECAST UNITS ARE INDIVIDUALLY HAND CAST. LENGTHS ARE APPROXIMATE. SOME VARIATIONS ARE EXPECTED.
2. INSTALLATION TO BE COMPLETED IN ACCORDANCE WITH GENERALLY ACCEPTED MASONRY PRACTICE.
3. SONORASTONE® FINISH ON TOP & SIDES.
4. PRECAST UNITS MAY BE CUT TO FIT FIELD CONDITIONS.

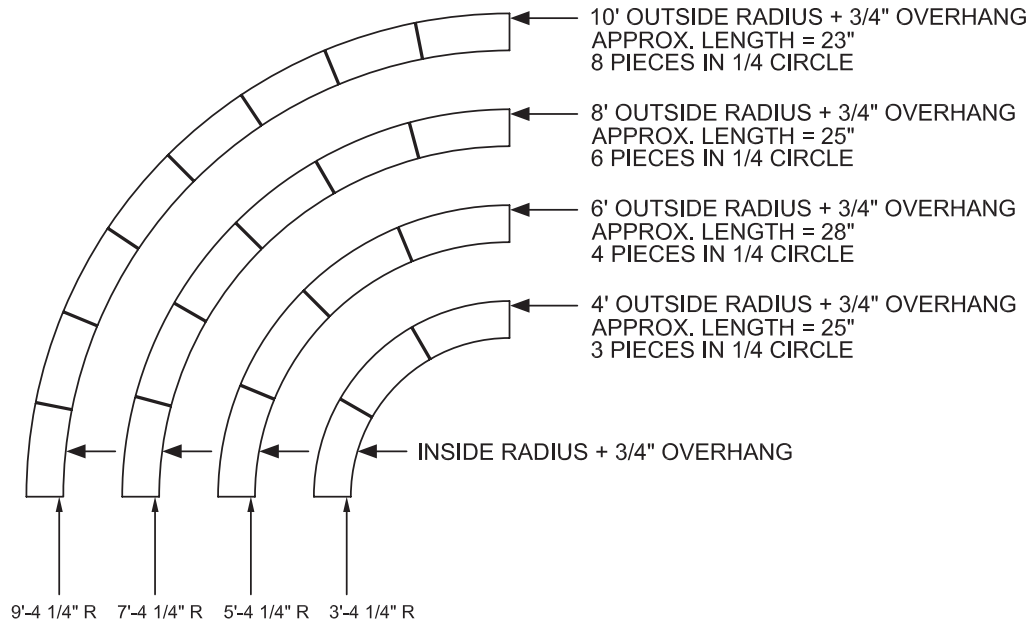
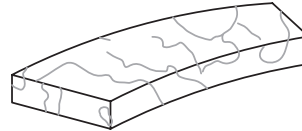
SONORASTONE® FLAT WALL CAP
RADIUS 7-1/4" WIDTH



SCALE: N.T.S.



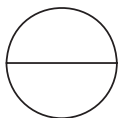
SECTION



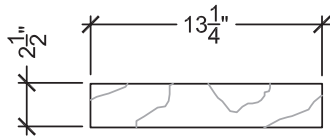
NOTES:

1. PRECAST UNITS ARE INDIVIDUALLY HAND CAST. LENGTHS ARE APPROXIMATE. SOME VARIATIONS ARE EXPECTED.
2. INSTALLATION TO BE COMPLETED IN ACCORDANCE WITH GENERALLY ACCEPTED MASONRY PRACTICE.
3. SONORASTONE® FINISH ON TOP & SIDES.
4. PRECAST UNITS MAY BE CUT TO FIT FIELD CONDITIONS.

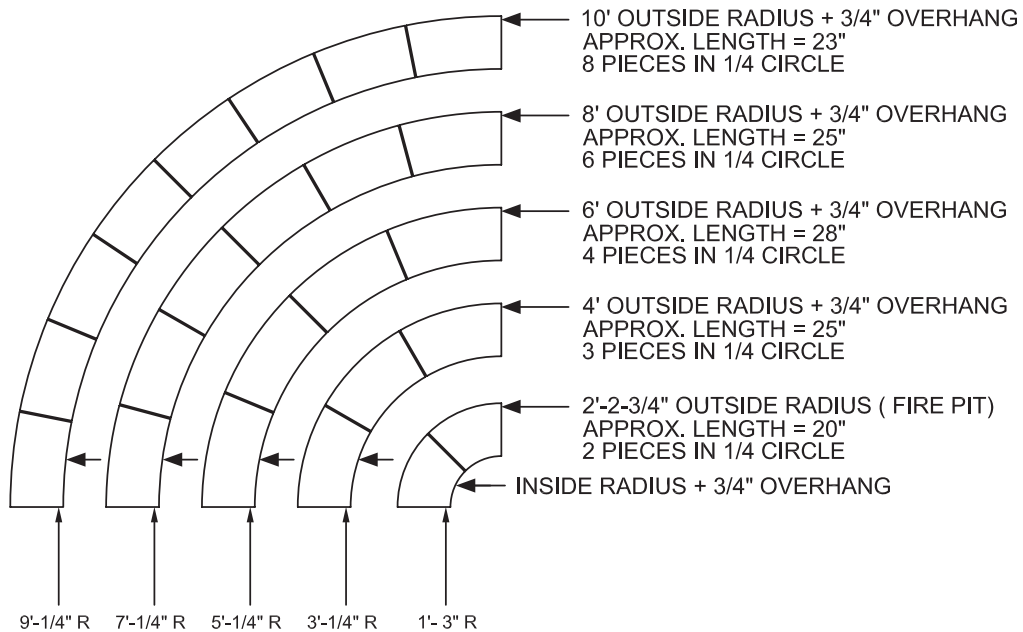
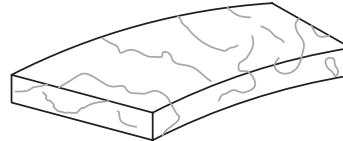
SONORASTONE® FLAT WALL CAP
RADIUS 9-1/4" WIDTH



SCALE: N.T.S.



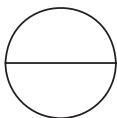
SECTION



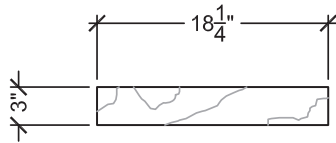
NOTES:

1. PRECAST UNITS ARE INDIVIDUALLY HAND CAST. LENGTHS ARE APPROXIMATE. SOME VARIATIONS ARE EXPECTED.
2. INSTALLATION TO BE COMPLETED IN ACCORDANCE WITH GENERALLY ACCEPTED MASONRY PRACTICE.
3. SONORASTONE® FINISH ON TOP & SIDES.
4. PRECAST UNITS MAY BE CUT TO FIT FIELD CONDITIONS.

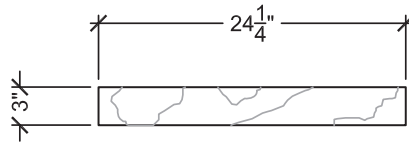
SONORASTONE® FLAT WALL CAP
RADIUS 13-1/4" WIDTH



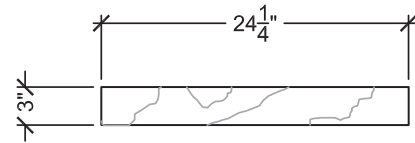
SCALE: N.T.S.



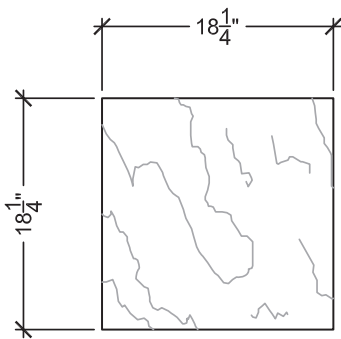
SIDE



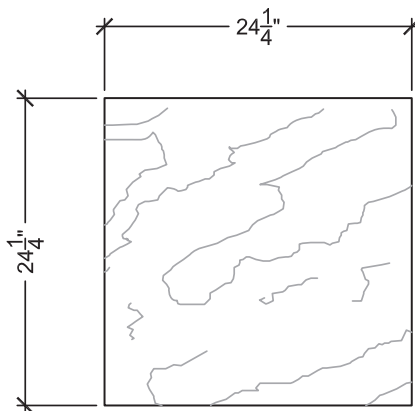
SIDE



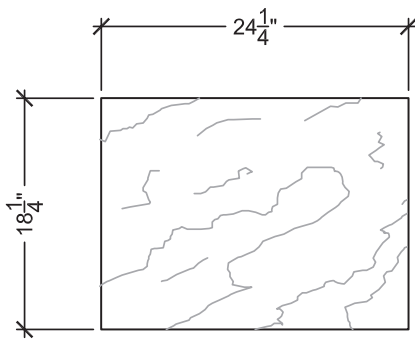
SIDE



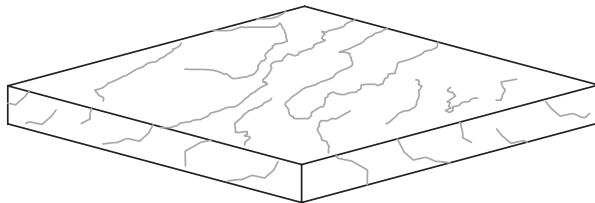
TOP



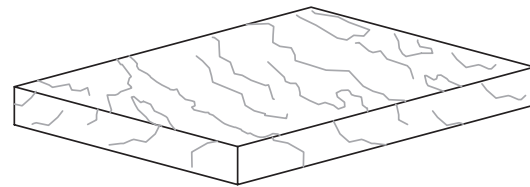
TOP



TOP



ISOMETRIC

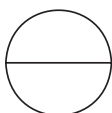


ISOMETRIC

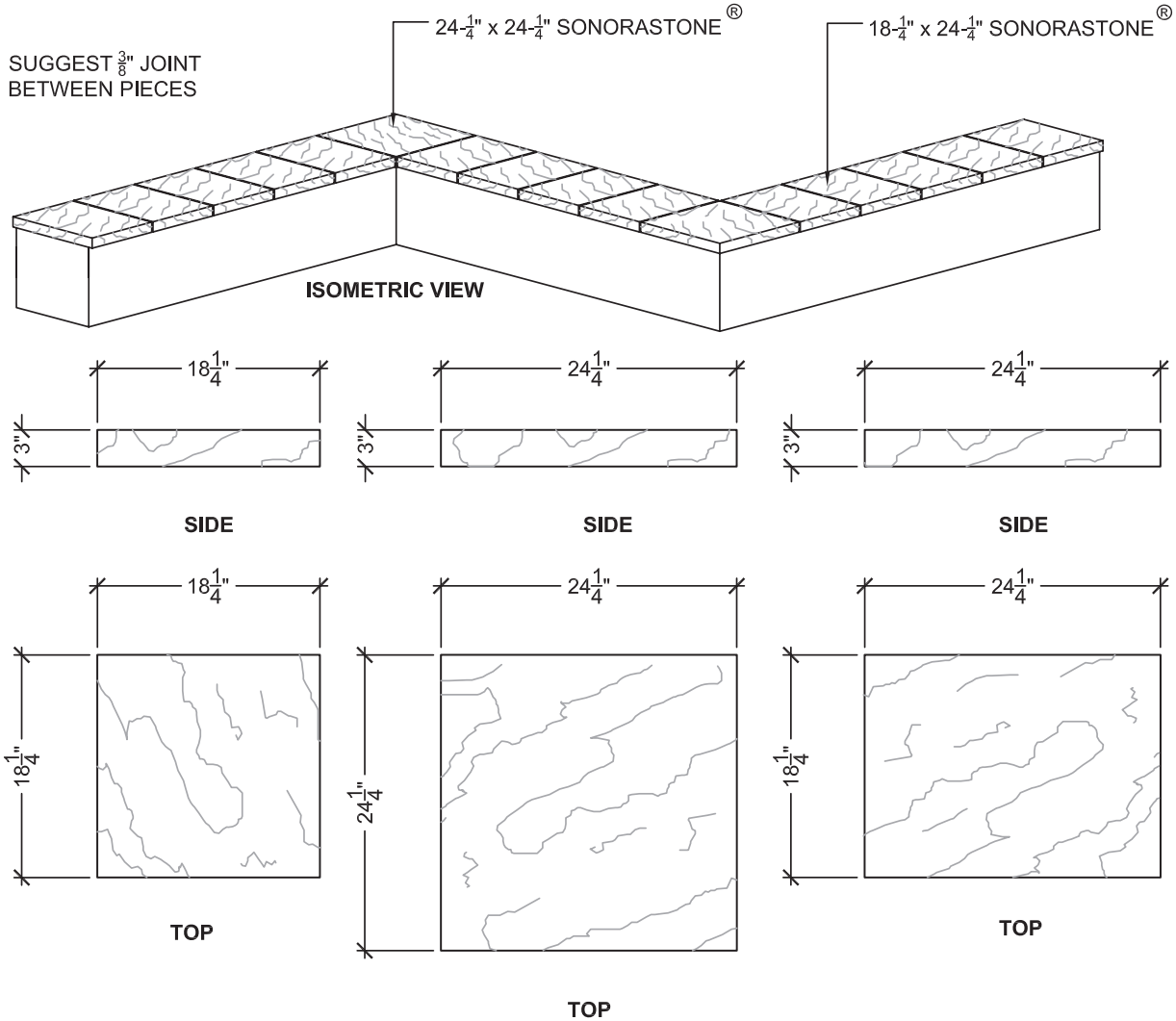
NOTES:

1. PRECAST UNITS ARE INDIVIDUALLY HAND CAST. LENGTHS ARE APPROXIMATE. SOME VARIATIONS ARE EXPECTED.
2. INSTALLATION TO BE COMPLETED IN ACCORDANCE WITH GENERALLY ACCEPTED MASONRY PRACTICE.
3. SONORASTONE® FINISH ON TOP & SIDES.
4. PRECAST UNITS MAY BE CUT TO FIT FIELD CONDITIONS.

**SONORASTONE® FLAT
PILASTER CAP - SIZES**



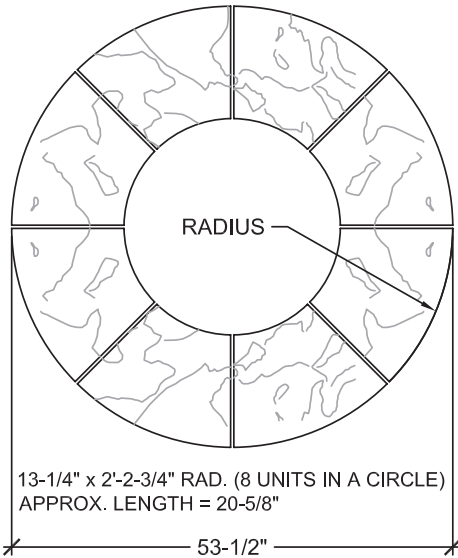
SCALE: N.T.S.



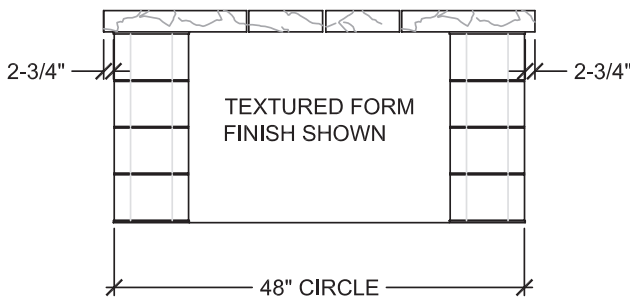
NOTES:

1. PRECAST UNITS ARE INDIVIDUALLY HAND CAST. LENGTHS ARE APPROXIMATE. SOME VARIATIONS ARE EXPECTED.
2. INSTALLATION TO BE COMPLETED IN ACCORDANCE WITH GENERALLY ACCEPTED MASONRY PRACTICE.
3. SONORASTONE® FINISH ON TOP & SIDES.
4. PRECAST UNITS MAY BE CUT TO FIT FIELD CONDITIONS.

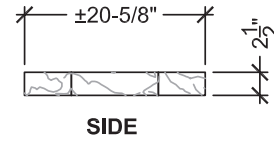




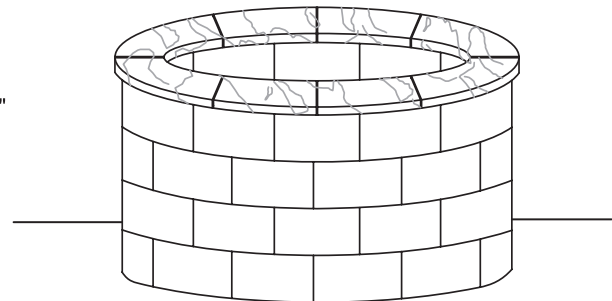
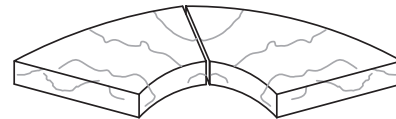
TOP VIEW



SIDE VIEW

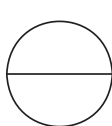


SIDE



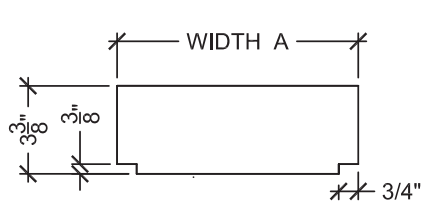
NOTES:

1. PRECAST UNITS ARE INDIVIDUALLY HAND CAST. LENGTHS ARE APPROXIMATE. SOME VARIATIONS ARE EXPECTED.
2. INSTALLATION TO BE COMPLETED IN ACCORDANCE WITH GENERALLY ACCEPTED MASONRY PRACTICES.
3. SONORASTONE® FINISH ON TOP AND SIDES.
4. PRECAST UNITS MAY BE CUT TO FIT FIELD CONDITIONS.
5. WE DO NOT RECOMMEND THE USE OF OUR CONCRETE PRODUCTS IN ENVIRONMENTS THAT WILL HEAT THE CONCRETE TO MORE THAN 200 DEGREES. DIRECT EXPOSURE TO A FIRE'S FLAME FOR AN EXTENDED PERIOD OF TIME WILL DAMAGE THE CONCRETE. INSTALLATIONS SUBJECTING STEPSTONE'S PRECAST PIECES TO EXCESSIVE HEAT WILL VOID THE MANUFACTURER'S WARRANTY AND STEPSTONE, INC WILL NOT REPLACE ANY DAMAGED PRODUCT.

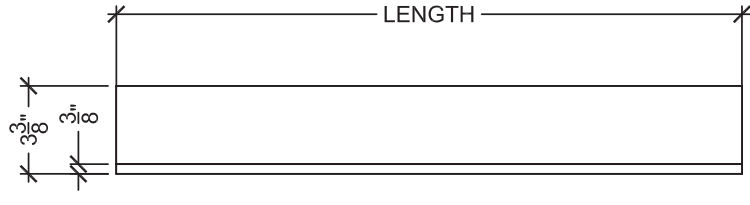


SONORASTONE® FIRE PIT CAP

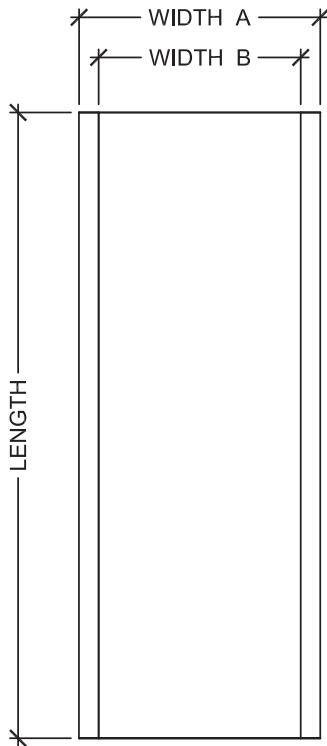
SCALE: N.T.S.



FRONT



SIDE



BOTTOM

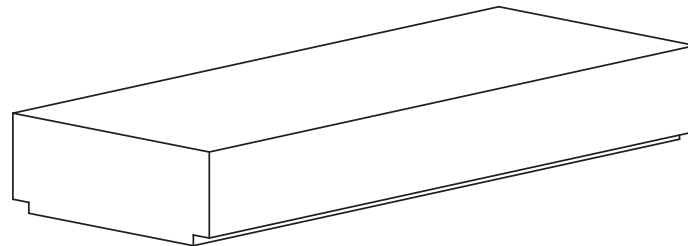
THICKNESS: 3-3/8"
LENGTH: 24"

WIDTH A: 7-1/4"
WIDTH B: 5-3/4"

WIDTH A: 9-1/4"
WIDTH B: 7-3/4"

WIDTH A: 13-1/4"
WIDTH B: 11-3/4"

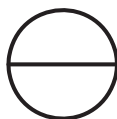
WIDTH A: 20-1/4"
WIDTH B: 18-3/4"



ISOMETRIC

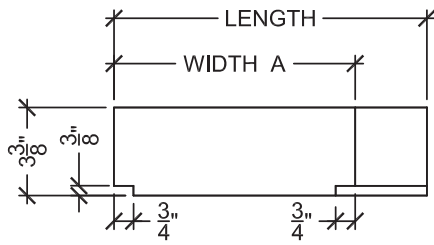
NOTES:

1. PRECAST UNITS ARE INDIVIDUALLY HAND CAST. LENGTHS ARE APPROXIMATE. SOME VARIATIONS ARE EXPECTED.
2. INSTALLATION TO BE COMPLETED IN ACCORDANCE WITH GENERALLY ACCEPTED MASONRY PRACTICE.
3. SMOOTH FINISH ON TOP AND SIDES. SANDBLAST FINISH AVAILABLE.
4. PRECAST UNITS MAY BE CUT TO FIT FIELD CONDITIONS.

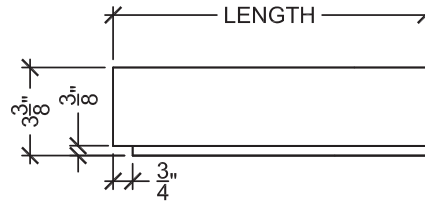


Square Modular Wall Cap - Straight Pieces

SCALE: N.T.S.



FRONT



SIDE

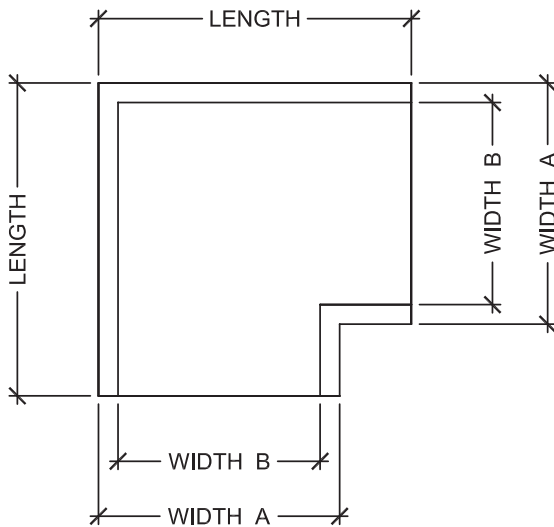
THICKNESS: 3-3/8"

LENGTH: 10" SQ.
WIDTH: 7-1/4"
WIDTH: 5-3/4"

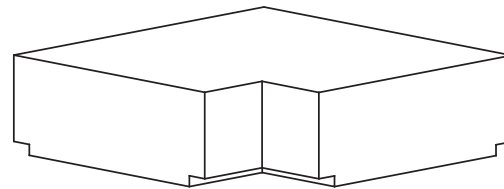
LENGTH: 12" SQ.
WIDTH A: 9-1/4"
WIDTH B: 7-3/4"

LENGTH: 16" SQ.
WIDTH A: 13-1/4"
WIDTH B: 11-3/4"

LENGTH: 23" SQ.
WIDTH A: 20-1/4"
WIDTH B: 18-3/4"



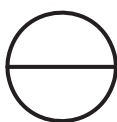
BOTTOM



ISOMETRIC

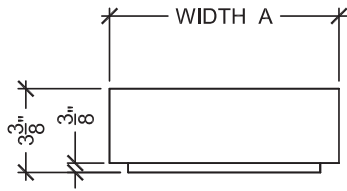
NOTES:

1. PRECAST UNITS ARE INDIVIDUALLY HAND CAST. LENGTHS ARE APPROXIMATE. SOME VARIATIONS ARE EXPECTED.
2. INSTALLATION TO BE COMPLETED IN ACCORDANCE WITH GENERALLY ACCEPTED MASONRY PRACTICE.
3. SMOOTH FINISH ON TOP AND SIDES. SANDBLAST FINISH AVAILABLE.
4. PRECAST UNITS MAY BE CUT TO FIT FIELD CONDITIONS.

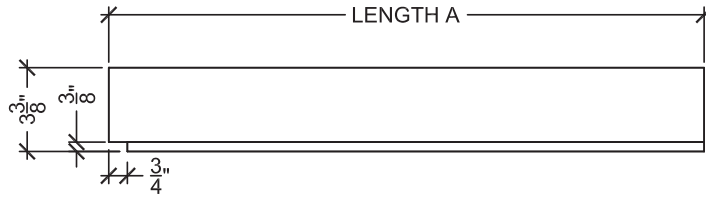


Square Modular Wall Cap - Corner Pieces

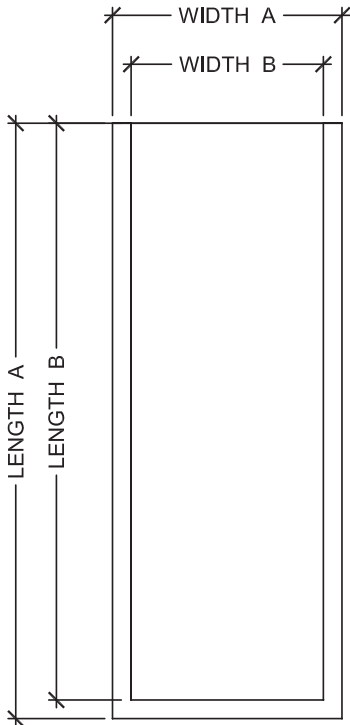
SCALE: N.T.S.



FRONT



SIDE



BOTTOM

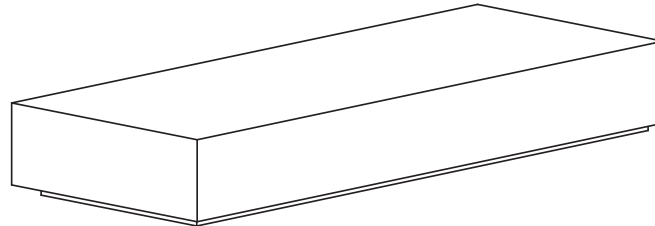
THICKNESS: 3-3/8"
LENGTH A: 24"
LENGTH B: 23 1/4"

WIDTH A: 7-1/4"
WIDTH B: 5-3/4"

WIDTH A: 9-1/4"
WIDTH B: 7-3/4"

WIDTH A: 13-1/4"
WIDTH B: 11-3/4"

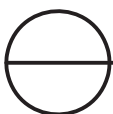
WIDTH A: 20-1/4"
WIDTH B: 18-3/4"



ISOMETRIC

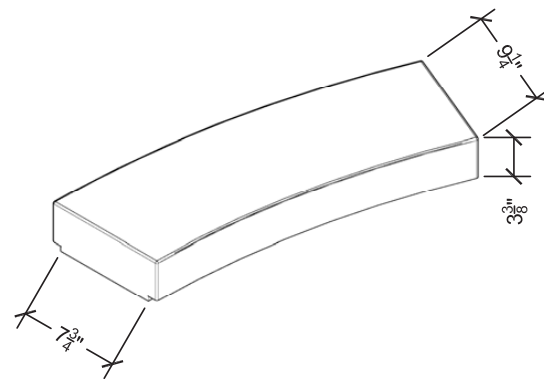
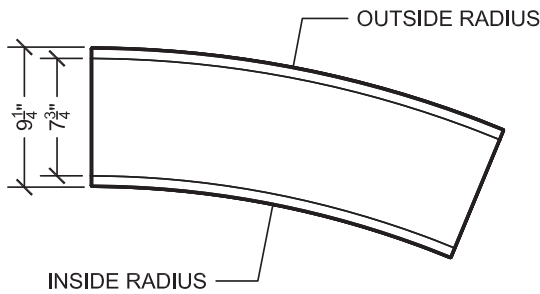
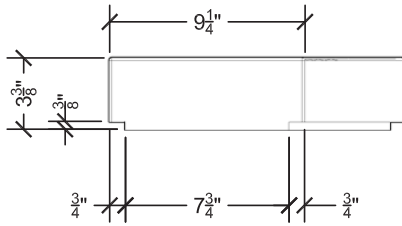
NOTES:

1. PRECAST UNITS ARE INDIVIDUALLY HAND CAST. LENGTHS ARE APPROXIMATE. SOME VARIATIONS ARE EXPECTED.
2. INSTALLATION TO BE COMPLETED IN ACCORDANCE WITH GENERALLY ACCEPTED MASONRY PRACTICE.
3. SMOOTH FINISH ON TOP AND SIDES. SANDBLAST FINISH AVAILABLE.
4. PRECAST UNITS MAY BE CUT TO FIT FIELD CONDITIONS.



Square Modular Wall Cap - End Pieces

SCALE: N.T.S.



THICKNESS: $3\frac{3}{8}$ "

INSIDE RADIUS:

OUTSIDE RADIUS:

OUTSIDE LENGTH:

$15\frac{1}{2}$ "

$24\frac{3}{4}$ "

$37\frac{5}{8}$ "

$39\frac{1}{2}$ "

$48\frac{3}{4}$ "

$24\frac{3}{4}$ "

$63\frac{1}{2}$ "

$72\frac{3}{4}$ "

$27\frac{7}{8}$ "

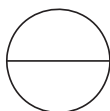
$87\frac{1}{2}$ "

$96\frac{3}{4}$ "

$24\frac{3}{4}$ "

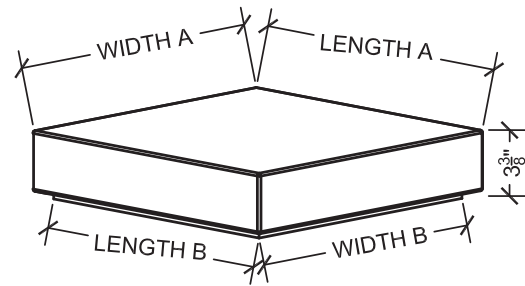
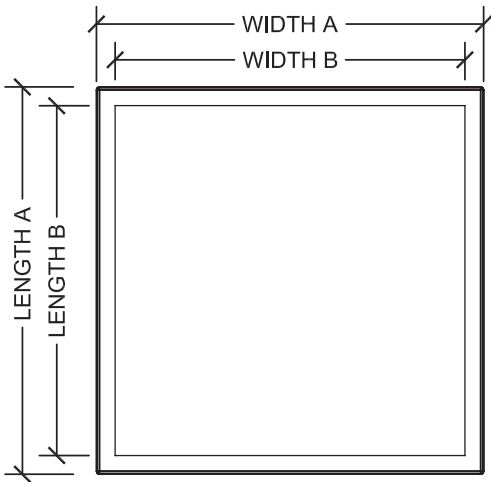
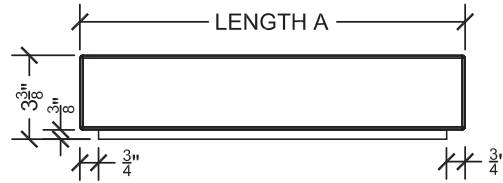
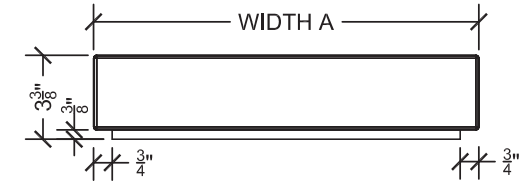
NOTES:

1. PRECAST UNITS ARE INDIVIDUALLY HAND CAST. LENGTHS ARE APPROXIMATE. SOME VARIATIONS ARE EXPECTED.
2. INSTALLATION TO BE COMPLETED IN ACCORDANCE WITH GENERALLY ACCEPTED MASONRY PRACTICE.
3. SMOOTH FINISH ON TOP. SANDBLAST FINISH AVAILABLE.
4. PRECAST UNITS MAY BE CUT TO FIT FIELD CONDITIONS.



SQUARE MODULAR WALL CAP, RADIUS

SCALE: N.T.S.

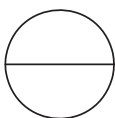


THICKNESS: 3³/₈"

LENGTH A:	LENGTH B:	WIDTH A:	WIDTH B:
13 ¹ / ₂ "	12"	13 ¹ / ₂ "	12"
15 ¹ / ₂ "	14"	15 ¹ / ₂ "	14"
20"	18 ¹ / ₂ "	20"	18 ¹ / ₂ "
23 ¹ / ₂ "	22"	23 ¹ / ₂ "	22"
27 ¹ / ₂ "	26"	27 ¹ / ₂ "	26"

NOTES:

1. PRECAST UNITS ARE INDIVIDUALLY HAND CAST. LENGTHS ARE APPROXIMATE. SOME VARIATIONS ARE EXPECTED.
2. INSTALLATION TO BE COMPLETED IN ACCORDANCE WITH GENERALLY ACCEPTED MASONRY PRACTICE.
3. SMOOTH FINISH ON TOP AND NOSE. SANDBLAST FINISH AVAILABLE.
4. PRECAST UNITS MAY BE CUT TO FIT FIELD CONDITIONS.



SQUARE MODULAR PILASTER CAP

SCALE: N.T.S.